

Ref. 313080


(D) (AT) (CH)

Panel-Dach Compact 3 m x 3,60 m

Box mobile Compact 3 m x 3,60 m / Panel Shelter Compact 3 m x 3.60 m / Panel-Dak Compact 3 m x 3,60 m /
 Carpa Compact removible para ganado 3 m x 3.60 m

Aufbauzeit ≈ 2 h

Aufbau mit zwei Personen



Inbusschlüssel 5 mm
 Leiter
 2x Seil, 5 m lang

Lieferumfang:

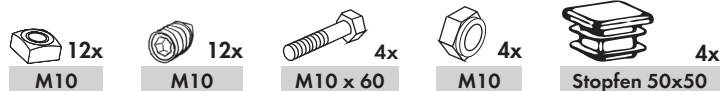

Stück	Bezeichnung	Stück	Bezeichnung
1	2x Verbindungselement für Panel-Dach Compact	5	2x Rohre für Plane
2	1x Dachbogen Mittelteil	6	1x Dachplane
3	2x Dachbogen Außenteil	7	6x Spanngurte
4	2x Firstrohre		

Für Aufbau benötigt:

2x Panel 3 m

1x Panel 3,60 m

Ggf. 1 Panel mit Tor 3,60 m



Ref. 313090


D **AT** **CH**

Panel-Dach Compact 6 m x 3,60 m

Box mobile Compact 6 m x 3,60 m / Panel Shelter Compact 6 m x 3.60 m / Panel-Dak Compact 6 m x 3,60 m /
 Carpa Compact removible para ganado 6 m x 3.60 m

Aufbauzeit ≈ 2 h

Aufbau mit drei Personen



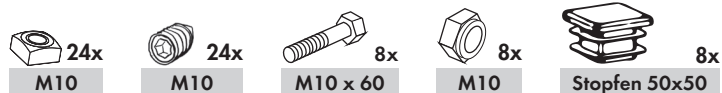

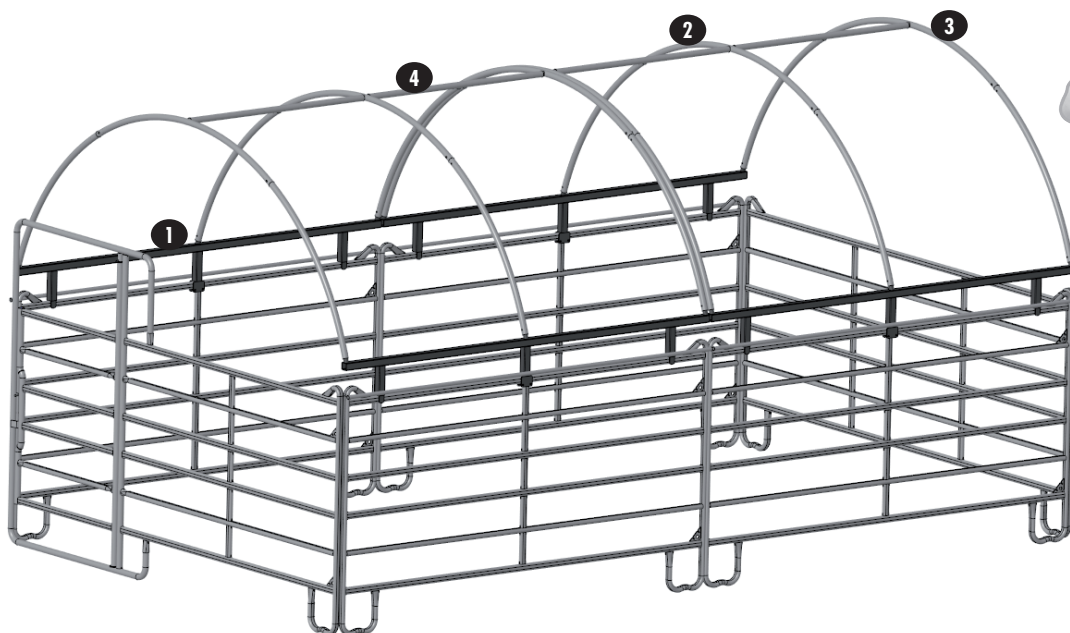
Inbusschlüssel 5 mm
 Leiter
 4x Seil, 5 m lang

Lieferumfang:

Stück	Bezeichnung	Stück	Bezeichnung
1	4x Verbindungselement für Panel-Dach Compact	5	4x Rohre für Plane
2	2x Dachbogen Mittelteil	6	1x Dachplane
3	4x Dachbogen Außenteil	7	12x Spanngurte
4	4x Firstrohre		

Für Aufbau benötigt:

4x Panel 3 m
 1x Panel 3,60 m
 Ggf. 1 Panel mit Tor 3,60 m



Réf. 313080

FR

Box mobile Compact sur panels 3 m x 3,60 m

Panel-Dach Compact 3 m x 3,60 m / Panel Shelter Compact 3 m x 3.60 m / Panel-Dak Compact 3 m x 3,60 m /
 Carpa Compact removable para ganado 3 m x 3.60 m

Temps de montage ≈ 2 h		Clé Allen 5 mm Echelle 2x cordes de 5 m de long
Installation à deux personnes		

Contenu de la livraison :

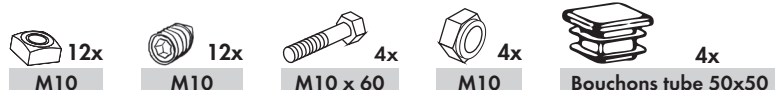

Qté	Description	Qté	Description
1	2x Barres de raccordement du toit mobile Compact	5	2x Tubes pour la bâche
2	1x Arceau central du toit	6	1x Bâche de toit
3	2x Arceaux externes du toit	7	6x Sangles de fixation
4	2x Entretoises		

Panels nécessaires au montage :

2x panels de 3 m

1x panel de 3,60 m

Evtl. 1 panel avec porte de 3,60 m



Réf. 313090


FR

Box mobile Compact sur panels 6 m x 3,60 m

Panel-Dach Compact 6 m x 3,60 m / Panel Shelter Compact 6 m x 3.60 m / Panel-Dak Compact 6 m x 3,60 m /
 Carpa Compact removable para ganado 6 m x 3.60 m

Temps de montage ≈ 2 h

Montage à trois personnes



Clé Allen 5 mm
 Echelle
 4x cordes de 5 m de long

Contenu de la livraison :

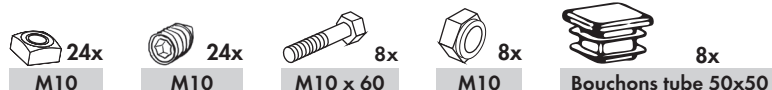

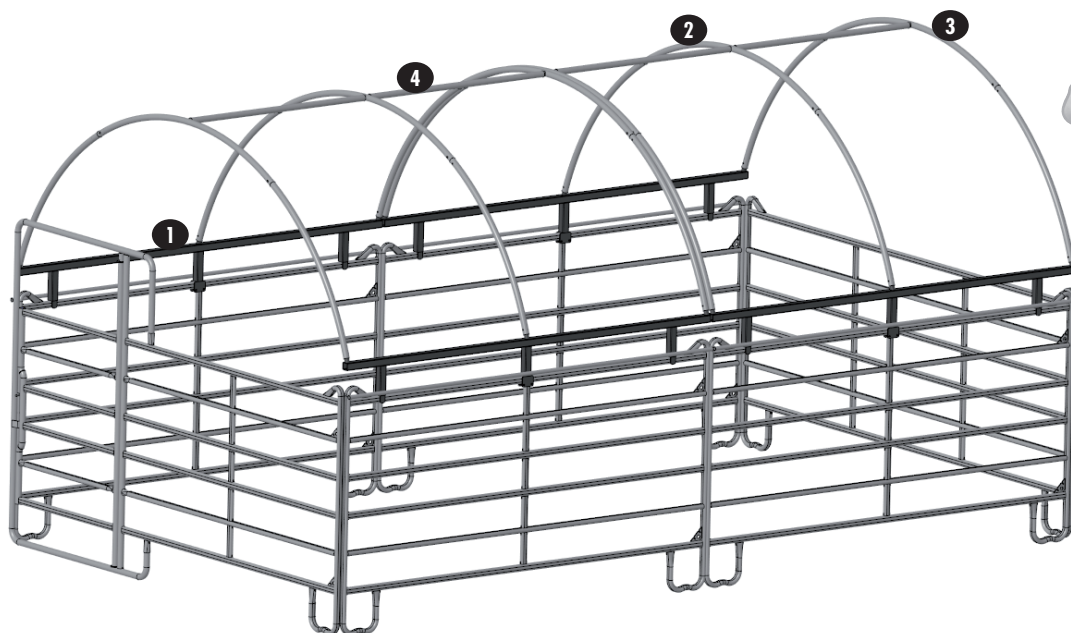
Qté	Description	Qté	Description
1	4x Barres de raccordement du toit mobile Compact	5	4x Tubes pour la bâche
2	2x Arceaux centraux du toit	6	1x Bâche de toit
3	4x Arceaux externes du toit	7	12x Sangles de fixation
4	4x Entretoises		

Panels nécessaires au montage :

4x panels de 3 m

1x panel de 3,60 m

Evtl. 1 panel avec porte de 3,60 m



Ref. 313080


GB

Panel Shelter Compact 3 m x 3.60 m

Panel-Dach Compact 3 m x 3,60 m / Box mobile Compact 3 m x 3,60 m / Panel-Dak Compact 3 m x 3,60 m /
 Carpa Compact removible para ganado 3 m x 3.60 m

Installation time ≈ 2 h

Mounting instruction for
 assembling with 2 persons



Allen wrench 5 mm
 Ladder
 2x rope 5 m long

Included in delivery:

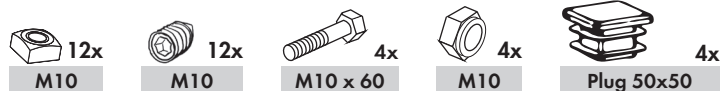

Qty	Description	Qty	Description
1	2x Connecting bar for Panel Shelter Compact	5	2x Tubes to hold tarpaulin
2	1x Roof arch, middle part	6	1x Tarpaulin
3	2x Roof arch, outer part	7	6x Tensioning straps
4	2x Ridge tube		

Required items for assembly:

2x Panel 3 m

1x Panel 3.60 m

If needed 1 Panel with gate 3.60 m



Ref. 313090

GB

Panel Shelter Compact 6 m x 3.60 m

Panel-Dach Compact 6 m x 3,60 m / Box mobile Compact 6 m x 3,60 m / Panel-Dak Compact 6 m x 3,60 m /
 Carpa Compact removable para ganado 6 m x 3.60 m

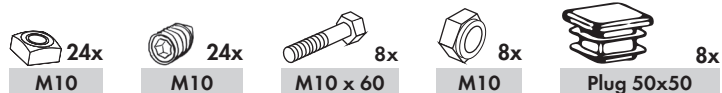

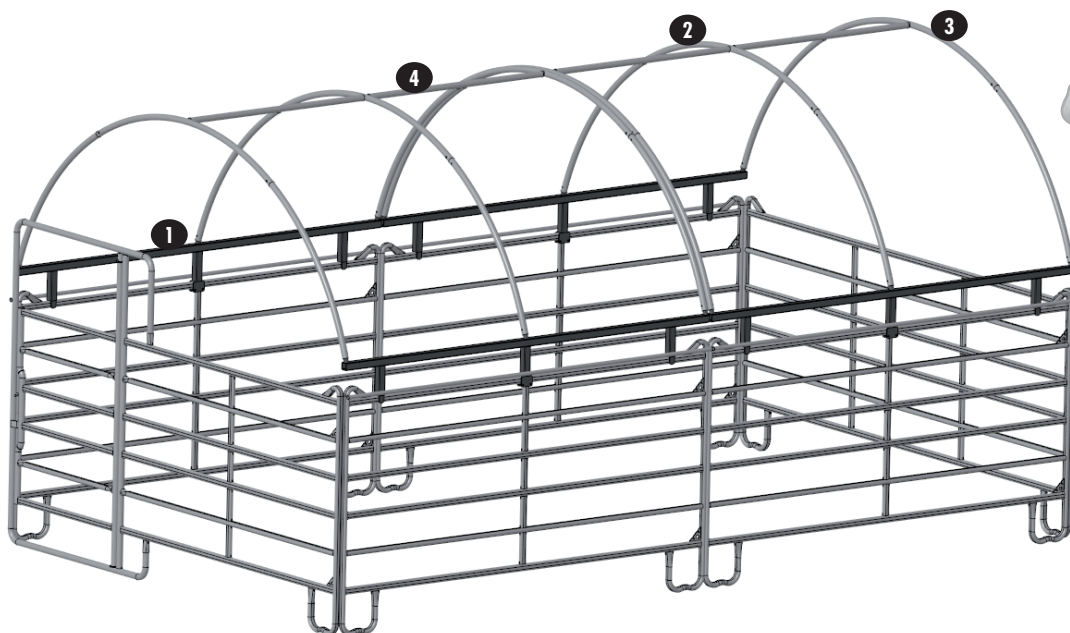
<p>Installation time ≈ 2 h</p> <p>Mounting instruction for assembling with 3 persons</p>		<p>Allen wrench 5 mm Ladder 4x rope 5 m long</p>
--	--	--

Included in delivery:

Qty	Description	Qty	Description
1	4x Connecting bar for Panel Shelter Compact	5	4x Tubes to hold tarpaulin
2	2x Roof arch, middle part	6	1x Tarpaulin
3	4x Roof arch, outer part	7	12x Tensioning straps
4	4x Ridge tube		

Required items for assembly:

4x Panel 3 m
 1x Panel 3.60 m
 If needed 1 Panel with gate 3.60 m



Ref. 313080


NL

Panel-Dak Compact 3 m x 3,60 m

Panel-Dach Compact 3 m x 3,60 m / Box mobile Compact 3 m x 3,60 m / Panel Shelter Compact 3 m x 3.60 m /
 Carpa Compact removible para ganado 3 m x 3.60 m

Montagetijd ≈ 2 h

Met 2 personen opbouwen



Inbussleutel 5 mm
 Ladder
 2x Touw 5 m lang

Pakketinhoud:

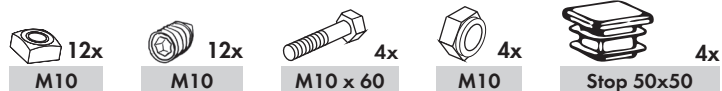

Stuk	Omschrijving	Stuk	Omschrijving		
1	2x	Verbindingselement voor Paneel-Dak Compact	5	2x	Buis voor dekzeil
2	1x	Dakboog middenstuk	6	1x	Dekzeil
3	2x	Dakboog buitenkant	7	6x	Spanbanden
4	2x	Nokbuizen			

Nodig voor de bouw:

2x Paneel 3 m

1x Paneel 3,60 m

Eventueel 1 Paneel met poort 3,60 m



Ref. 313090


NL

Panel-Dak Compact 6 m x 3,60 m

Panel-Dach Compact 6 m x 3,60 m / Box mobile Compact 6 m x 3,60 m / Panel Shelter Compact 6 m x 3.60 m /
 Carpa Compact removible para ganado 6 m x 3.60 m

Montagetijd ≈ 2 h

Met 3 personen opbouwen



Inbussleutel 5 mm
 Ladder
 4x Touw 5 m lang

Pakketinhoud:


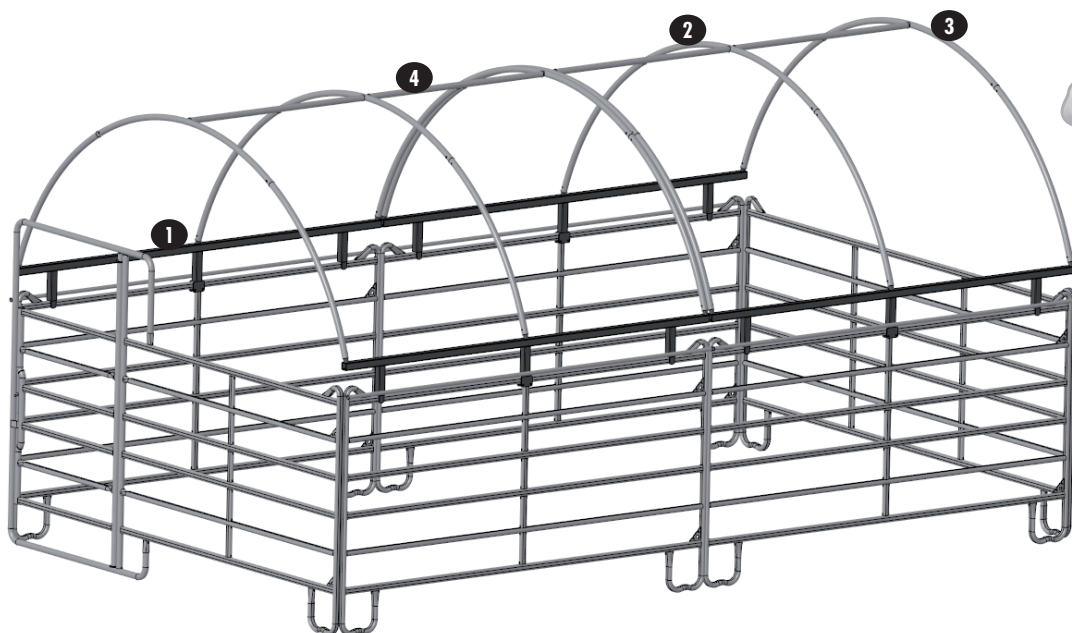
Stuk	Omschrijving	Stuk	Omschrijving
1	4x Verbindingselement voor Paneel-Dak Compact	5	4x Buis voor dekzeil
2	2x Dakboog middenstuk	6	1x Dekzeil
3	4x Dakboog buitenkant	7	12x Spanbanden
4	4x Nokbuizen		

Nodig voor de bouw:

4x Paneel 3 m

1x Paneel 3,60 m

Eventueel 1 Paneel met poort 3,60 m



Ref. 313080


ES

Carpa Compact removable para ganado 3 m x 3.60 m

Panel-Dach Compact 3 m x 3,60 m / Box mobile Compact 3 m x 3,60 m / Panel Shelter Compact 3 m x 3.60 m /
 Panel-Dak Compact 3 m x 3,60 m

Tiempo de montaje ≈ 2 h

Montaje por 2 personas



Llave Allen 5 mm
 Escalera
 2x cuerda 5 m largo

Contenido del pedido:

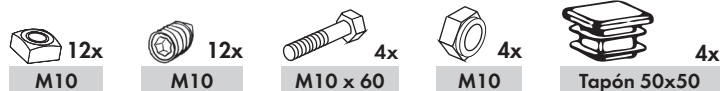
Cantidad	Descripción	Cantidad	Descripción		
1	2x	Barras de conexión de la carpa Compact	5	2x	Tubos para lona
2	1x	Aro mediano	6	1x	Lona cubierta
3	2x	Aro exterior	7	6x	Correa de sujeción
4	2x	Barra mediana			

Necesario para la construcción:

2x paneles 3 m

1x panel 3.60 m

Opcional 1 panel con puerta 3.60 m



Ref. 313090

ES

Carpa Compact removable para ganado 6 m x 3.60 m

Panel-Dach Compact 6 m x 3,60 m / Box mobile Compact 6 m x 3,60 m / Panel Shelter Compact 6 m x 3.60 m /
 Panel-Dak Compact 6 m x 3,60 m

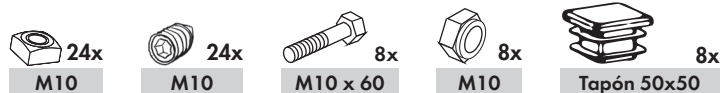

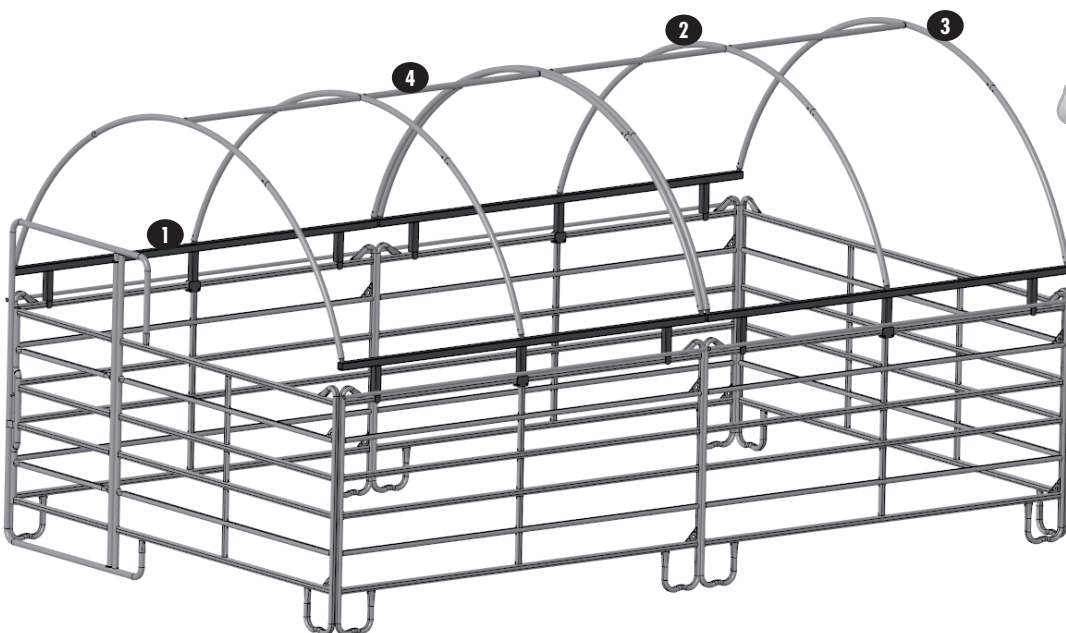
<p>Tiempo de montaje ≈ 2 h</p> <p>Montaje por 3 personas</p>		<p>Llave Allen 5 mm Escalera 4x cuerda 5m largo</p>
--	--	---

Contenido del pedido:

Cantidad	Descripción	Cantidad	Descripción
1	4x Barras de conexión de la carpa Compact	5	4x Tubos para lona
2	2x Aro mediano	6	1x Lona cubierta
3	4x Aro exterior	7	12x Correa de sujeción
4	4x Barra mediana		

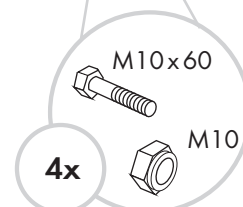
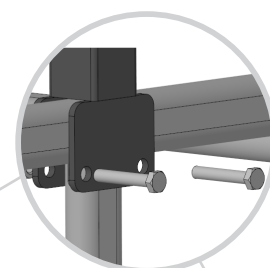
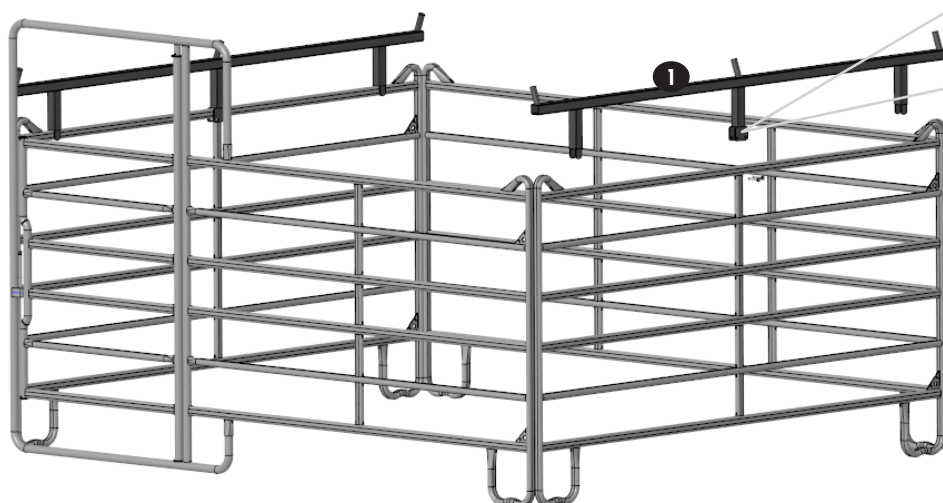
Necesario para la construcción:

4x paneles 3 m
 1x panel 3.60 m
 Opcional 1 panel con puerta 3.60 m

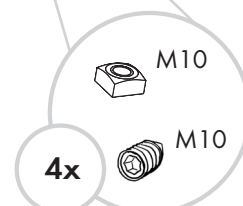

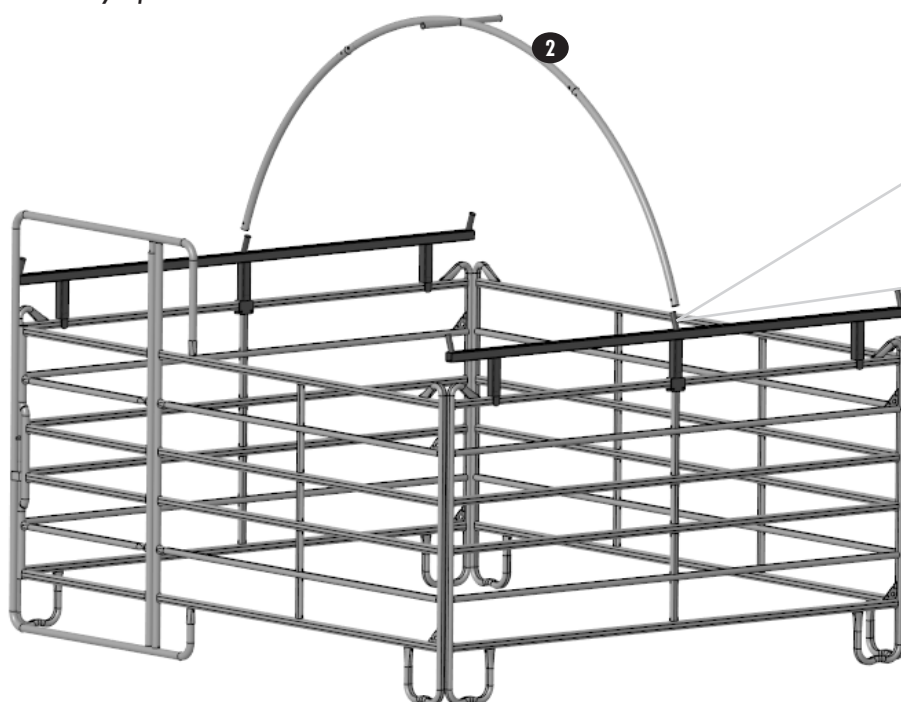


- 1.** Panels aneinanderstellen und mit Ketten verbinden / *Disposer les panels côte à côte et les relier avec les chaînes* / Arrange panels side by side and connect them with chains / Panelen naast elkaar plaatsen en met kettingen verbinden / *Disponer los paneles el uno al lado del otro y unirlos con las cadenas*

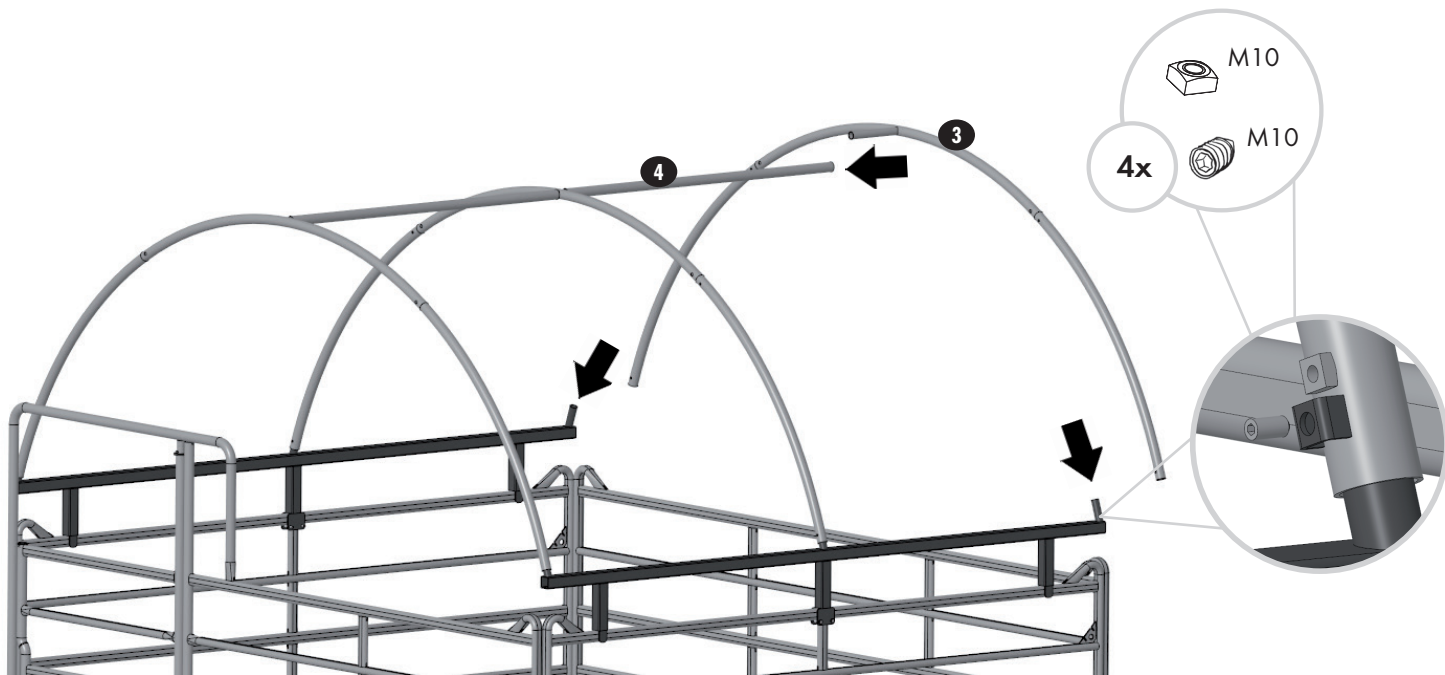
- 2.** Verbindungselemente **1** auf seitliche Panels 3 m aufstecken und an der mittleren Strebe verschrauben / *Insérer les barres de raccordement **1** sur les panels latéraux de 3 m et les visser sur l'entretoise du milieu* / Attach connecting bars **1** onto side panels 3 m and screw them together / Verbindungselementen **1** op de zijpanelen 3 m plaatsen en op de middelste stang vastschroeven / *Insertar las barras de conexión **1** en los paneles laterales de 3 m y atornillarlas en la barra vertical central*



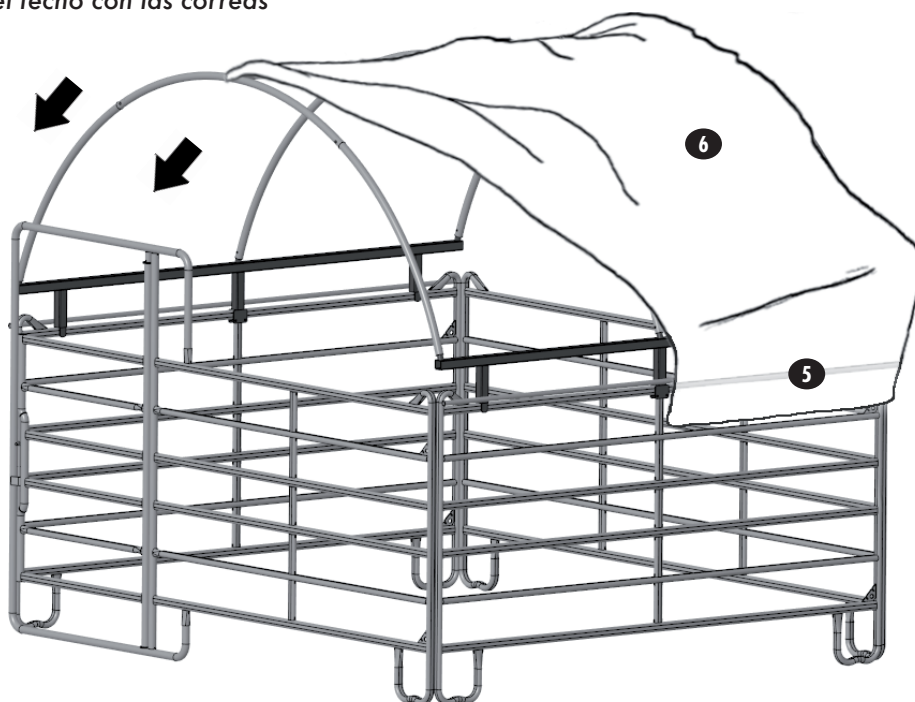
- 3.** Dachbogen Mittelteil **2** (aus 3 Teilen) verschrauben, aufstecken und verklemmen / *Visser l'arceau central **2** (composé de 3 parties), assembler et fixer* / Screw and attach middle roof arch **2** (3 parts) / Dakboog middendeel **2** (bestaande uit 3 delen) vastschroeven, op steken en vastklemmen / *Atornillar el aro central **2** (que consta de 3 partes), ensamblar y fijar*



- 4.** Firstrohre **4** einstecken und Dachbögen Außenteile **3** verschrauben, einstecken und verklemmen / *Assembler l'entretoise **4** avec les arceaux externes **3** visser, assembler et fixer* / Put ridge tubes **4** and side parts **3** for roof arch into forseen connecting rods / Nokbuizen **4** inzetten en dakbochten **3** steek en klem de buitenste delen / *Introducir los espaciadores **4** con los aros exteriores **3** y fijarlos en las barras de conexión con los tornillos*



- 5.** Rohre **5** in die Hohlsäume der Plane einschieben und Plane **6** mithilfe der Seile über die Dachkonstruktion ziehen / *Insérer les tubes **5** dans l'ourlet creux de la bâche **6** la faire glisser à l'aide des sangles sur la construction du toit* / Push the tubes **5** into the hemstitches of the tarpaulin and stretch the tarpaulin **6** over the roof structure with the help of the rope / Schuif de buizen **5** in de holle naden van het zeil en schuif het zeil **6** over de dakconstructie met behulp van de spanbanden / *Insertar los tubos **5** en el dobladillo de la lona **6**, deslizar sobre la construcción del techo con las correas*



- 6.** Dachplane ausrichten und mit den Spanngurten verspannen / *Positionner la bâche de toit et la tendre avec les sangles de fixation* / Align the roof tarpaulin and tighten it with the tensioning straps / Lijn de dekzeil uit en zet deze vast met de spanbanden / *Colocar la lona del techo y apriarla con las correas de sujeción*
-

- 7.** Optional: Windschutznetze oder Wetterschutzplane einbauen / *Optionnel : Fixer les filets brise-vent ou les bâches contre les intempéries* / Optional: Cover with wind protection netting or tarpaulin / Optioneel: Installeer windbreekgaas of Weerbeschermingszeil / *Opcional: Colocar redes rompevientos o lonas contra las intemperies*

**Für ausreichend Sturmsicherung sorgen.
Plane regelmäßig nachspannen.**

*Assurer une protection suffisante contre les tempêtes.
Reserrer les sangles de la bâche régulièrement.*

Ensure sufficient storm protection.
Tighten the tarpaulin regularly via tensioning straps.

Zorg voor voldoende bescherming tegen storm.
Trek het dekzeil regelmatig aan.

*Proteger de manera suficiente contra las tormentas.
Aprieta la lona con regularidad.*

Montageanleitung / Instructions de montage
Installation Instructions / Montagehandleiding
Indicaciones de montaje

